

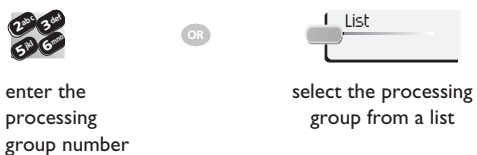
Agent set

A call centre solution allows optimum distribution of calls to agents according to their availability and skills.

Open a supervisor session (LogOn)

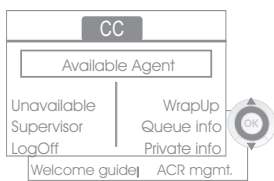


For a decision maker agent

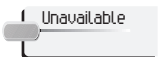


ACD application welcome screen

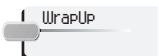
Once the ACD session is open, the agent can access the ACD application dedicated functions.

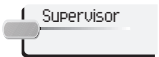


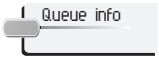
Alcatel-Lucent IP Touch
4038/4068 & 4039
Digital Phone sets

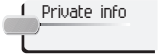
- 

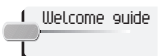
This function allows the agent to be 'logged out' from the ACD application. The 'logged out' function is activated; by default, on opening an agent session (system configuration), by the supervisor or by the agent himself. The agent changes this 'logged out' status by pressing the display key associated with this function.

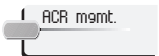
After each ACD call, the agent automatically assumes Wrap-up mode. During this mode, the agent does not receive any ACD calls and can carry out the tasks associated with a call. This mode can be terminated at any time by pressing the display key associated with the Wrap-Up function or by waiting for the end of the timer (system configuration).
- 

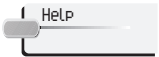
When the agent is on a break, waiting for a call or in Wrap-up mode, he calls his supervisor directly by pressing this key.
- 

By pressing this key, the agent accesses information regarding the queue (number of calls waiting, average or maximum waiting time, number of free, busy or logged out agents).
- 

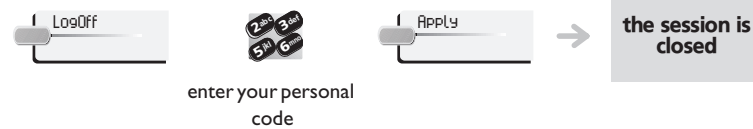
Pressing this key informs the agent about the configuration of his set (forwarding status, presence of new messages, associated set, name and number of the set, etc.).
- 

This key allows the agent to configure the welcome messages, recording, activation/deactivation, loading or playback of a welcome message. Access to welcome message configuration involves entering the agent identifier number and a password.
- 

The agent can act on the distribution of the ACD calls by assigning or not assigning expertise areas. Expertise areas can be assigned or deleted one by one or globally.
- 

During a communication, the agent can send an assistance request to the supervisors. This request can be accepted by a supervisor or rejected if the supervisors are absent, not available or reject the request.
- 

Close an agent session (LogOff)

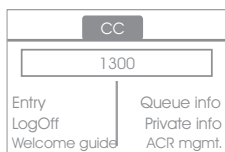


Supervisor station

The supervisor is an agent who has been assigned additional rights. In particular, he can assist the agents, supervise agent activity, intrude or listen-in discretely on a call.

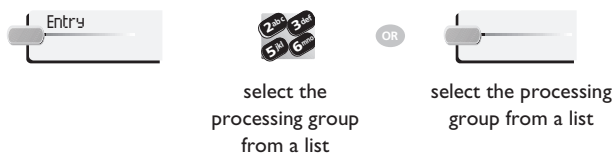
A supervisor can also perform the agent function from the same set.

Open a supervisor session (LogOn)



Alcatel-Lucent IP Touch
4038/4068 & 4039
Digital Phone sets

Processing group- Supervisor entry/withdrawal



Alcatel-Lucent OmniTouch CC Standard/Premium

Supervision or acceptance of an assistance request

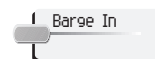
The supervisor has access to the supervision functions either by accepting an assistance request from an agent or by pressing the 'Help' function key in the 'Perso' page.



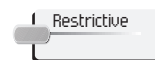
Alcatel-Lucent IP Touch
4038/4068 & 4039
Digital Phone sets



By pressing this key, the supervisor starts a discrete listen-in procedure. The supervisor can then listen in on the call between an agent and his party, but cannot participate in the call.



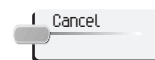
this key allows the supervisor to intrude in a communication. This intrusion is signalled to the agent and his party by an audible beep and the supervisor can cut-in on the call at any time. If the agent on-hooks or if the supervisor presses the 'Help' key, only the supervisor and the party will be in communication.



The agent is in communication with a party. This function allows the supervisor to talk just with the agent without the party being informed of this intrusion (restrictive).



The supervisor can view on his display the dynamic states (out of service, ACD calls, private calls, Wwrap-up, pause, etc.) and static states (withdrawn, available, Log-Off, etc.) of an agent in real-time.



Pressing this key results in the rejection of an agent assistance request.

Close a supervisor session

